

MASTERBUILDER Some more information is now available about MASTERBUILDER, following the account given in OSN 6, p119, particularly about the 4001-8003 Sets. Before getting on to those, one or two remarks about the 0-3 Sets. Geoff Wright showed me a #1 Outfit recently and the lid bears the words PATENTS APPLIED FOR. None of the other literature seen has any mention of patents so perhaps the application was unsuccessful, but whether it was or not the words used may well indicate an early set - and if so it means, as one might expect from the range of parts included in the outfits and their finish, that the 0-3 Sets came before the 4-figure series. All the parts in the #1, excluding the Axles and of course the bakelite Plates were nickel plated, so perhaps this was the original finish and the black metallic parts and untreated brassware came later. The 0-3 series also included linking sets, OA is mentioned on p2 of the NZ MCS, and an equivalent #2 Manual mentions a 2A.

Now for the later sets, a Manual has finally turned up which covers Sets 4001, 6001 and 8001, and its Introduction, reproduced below, also gives a brief description of all the sets of that period including one not heard of before, #10001.

BUILDING UP YOUR KIT BY THE MASTERBUILDER SPECIALISATION TECHNIQUE

Masterbuilder is sold in ten different sizes to suit the four specialised types of construction shown below on the right:—

| Series: | Size: | Type: | |
|---------|---------|----------|---|
| 4001 | BARONET | Junior | A range of Sets designed for Automobile and Railway Engineering enthusiasts who like models of cars, lorries, mobile cranes, fire engines, locomotives and rolling stock. |
| 6001 | CARFAX | Senior | |
| 8001 | CARRIER | Advanced | |
| 4002 | BRIDGET | Junior | A unique group of Sets that meets the needs of Structural Engineering enthusiasts who prefer models of rolling, swing, lifting, suspension, bowstring, box girder, and truss bridges, cranes of varied types, towers, transporters, etc. |
| 6002 | ARCHWAY | Senior | |
| 8002 | VIADUCT | Advanced | |
| 4003 | RODNEY | Junior | A specialist selection of Sets, catering for Civil Engineering enthusiasts who seek, in addition to the above, models of scaffolding, shoring, emergency bridging, radio masts, bulk handling plant, all of which can be made in this series entirely from steel rods and screwed connectors. |
| 6003 | NIMROD | Senior | |
| 8003 | RAMROD | Advanced | |
| 10001 | MOBILE | | An entirely new feature set for Mechanical Engineering enthusiasts who require accessories for driving and controlling models by means of worm and spur gears, flexible cables, cord and chain drives, roller turntables, etc. |

Accessory Set; to be used in conjunction with any of the above automobile, structural, and civil engineering sets.

In each group the Series 4000 can be converted into a Series 6000, and the Series 6000 converted into a Series 8000 by adding to it a conversion set, so that whichever set is used at first, it can be built up into the largest in its series. Also by adding a Mobile Series 10001 Set to any of the other Series, the model making possibilities are at once widened especially in the hands of a keen user.

In addition there is available the full range of Masterbuilder spare parts, many being of unique design and wide application.

All genuine Masterbuilder parts are treated in attractive enamel, or special process finishes, giving a smart and realistic engineering appearance to models, and can be obtained from your Masterbuilder dealer.

MASTERBUILDER SPECIAL FEATURES

Included in the range of Masterbuilder parts are the following components of unique design, and which can be seen in the index of parts:—

1. Webbed Channel Girders of exceptional strength, for use as chassis members, bridge trusses, elevator uprights, etc.
2. Bronze Connectors for joining rods at right angles.
3. Drop forged Crane Hook of unusually realistic appearance, and great strength.
4. Slotted Shackles for anchoring rods to flat parts at varying angles.
5. Cable drum in moulded material, for use on cranes and excavators.
6. Real Mudguards of modern appearance for use on road vehicles.
7. Unique dual purpose Road/Rail Wheel for use with special Masterbuilder Rubber Tyre, which add the last word in smartness to automobile and railway models. (When fitting the tyre to the wheel care should be taken to see that the special groove in the rubber seats snugly all round upon the flanged rim of the metal wheel—see illustrations.)

The Manual contains an Illustrated Parts List which includes some parts which are not needed in the 4-8001 sets, so it may list all the parts then available. It does not though mention Chain (or Sprockets) for the 'chain drives' which are said above to be possible with the 10001 Outfit. This Parts List will be included in Extra MCS Pages. The new parts in it, over and above those mentioned in OSN 6, are: #6011, an 11-hole Strip; #6013, a 1x5x1-hole DAS; and #6021, the Mudguard discussed as Mystery Part #8 in OSN 4/73 and 5/95. Another part not seen listed elsewhere is the Tyre #1143 but perhaps it was included in Set #3, for which no list of parts is available. It fits over the Flanged Wheel 1082 and has a slit around its inner diameter which engages the flange. Other 'new' 1000 series parts are: #1026 and #1028, Axles 2½ and 4" long; #1091, a small Pulley with no boss; #1104, Worm Gear; and #1161-63, 3 sizes of Peg Axle. All the parts not included in MCS/FB are shown opposite, including the 1.3" Gear which is modified to have 8 holes in its face.

The Contents of the Sets are not given in the manual but a tentative list has been made up for Sets 4001, 6001 and 8001 from the parts listed as being needed for each model: this is included in the new MCS Sheets. Having drawn up this List it appeared that some parts which came with the Manual comprise all the new, 6000 series parts that would have been needed for a 8001 Outfit, plus the 10 Flanged Wheels #1082 and the 10 Tyres #1143 which are in Set 8001. Perhaps someone once bought them as extra parts to bring his old set up to date.

The theme of the 4-8001 Sets is wheeled vehicles and apart from one or two small models like a Swing

and a Table, and a few larger ones, a Lathe and a Roundabout for instance, all the 49 models included have wheels; they range from 2-wheeled Carts to 10-wheeled Lorries, with in between Lorry mounted/Mobile Cranes, a Jeep (shown below), a Fork Lift Truck, military vehicles and a Field Gun, and an Electric Loco. None are very large (the Tyres have an o/d of about 1-3/4"), but most look quite well, and the Mudguards add to the appearance of many of the models although they don't perhaps work so well when 2 Wheels are mounted on either end of an Axle. All the models are simple mechanically with no suspension and the only model to have steering is a Tractor where it is operated by cord wrapped many times around the Axle on which the steering wheel is mounted. On the cranes there is no pawl or catch of any sort to hold the load. Two other of the models are reproduced on the front cover.

All the parts that came with the Manual are marked with the Part No. except the 11x5-hole Flanged Plate, the Mudguard, the Flanged Wheel, and the Tyres. The latter are of black rubber, with no tread but 3 concentric raised rings on each sidewall and MADE IN ENGLAND on the outer face. The Plates and Strips are painted orange or blue and for many of the blue parts orange ones had been seen before and vice-versa. The Flanged and Bush Wheels are dark red.


Finally some addresses for MASTERBUILDER: the #1 Set referred to earlier has K.W.PRODUCTS LTD, QUORN, LEICESTERSHIRE. on the lid. The address from a #2 Set, with again nickel parts is K.W.PRODUCTS LTD, EREKTOR WORKS, MOUNTSORREL. LEICESTERSHIRE; that on the 4-8001 Manual is the one in MCS, MASTERBUILDER (KWP), MOUNTSORREL, LOUGHBOROUGH. LEICS. Both Quorn and Mountsorrel are within a few miles of Loughborough.P

EXTRA PAGES FOR MCS: MASTERBUILDER: X1.1,2a,3/4a,5a,6. [3 Sheets]

AMENDMENTS TO MCS: Replace existing p1 by X1.1. Mark all other existing pages 'PHASE 1'.

SUMMARY OF MANUAL #Name: MASTERBUILDER. #Details of maker: MASTERBUILDER (KWP), MOUNTSORREL, LOUGHBOROUGH, LEICS. ENGLAND. #Dates &/or Ref Nos: 6041 on the front cover. #Page size: 219x186mm deep. #No of pages: 64 inc covers, all numbered except pp 1,63,64. #Language: English, French, German, Spanish. #Printing: Dark red line drawings and text on light blue-green paper. #Page Nos of Parts List & highest PN: 63,64. [6031]. #Page Nos of Set Contents & highest PN: No Contents. #Sets covered: 4001,6001,8001. #No of models for each set: 4001: 12. 6001: 22. 8001: 12. Plus 3 using more than one set. #Name, Model No, Page No of first & last model of each set:

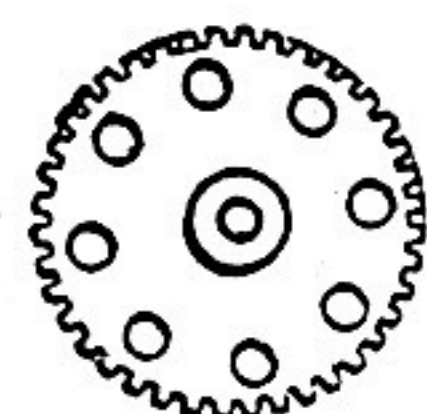
[No Model Nos] 4001: TABLE, 9; LEVEL CROSSING GATES, 14. 6001: GARAGE RECOVERY TRUCK, 15; FARM TRAILER, 35. 8001: CAR CHASSIS, 36; MAINLINE ELECTRIC LOCOMOTIVE, 60. [The 'combined' models are on pp 38-39 and 46-49] Other notes: The full range of sets are briefly described in pp 2-8.



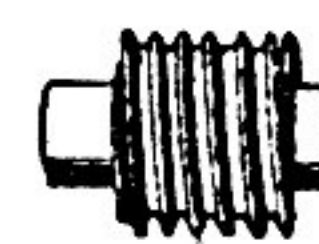
1026 Rod 2 1/2 in.
1028 Rod 4 in.



1091 Pulley




1101 Gear 1 1/3 in.



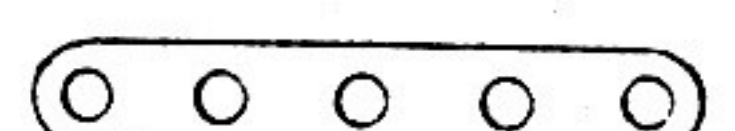
1104 Worm Gear. Meshes with 1101 at 1 in. centres



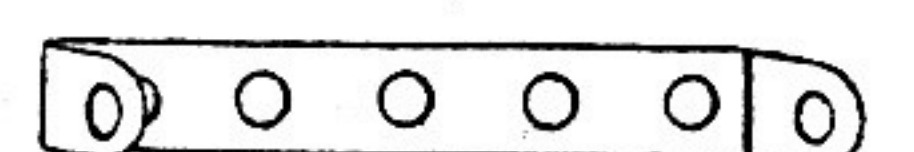
1143 Rubber Tyre. To fit 1082



1161 Peg Axle 1/2 in.
1162 Peg Axle 3/4 in.
1163 Peg Axle 1 in.

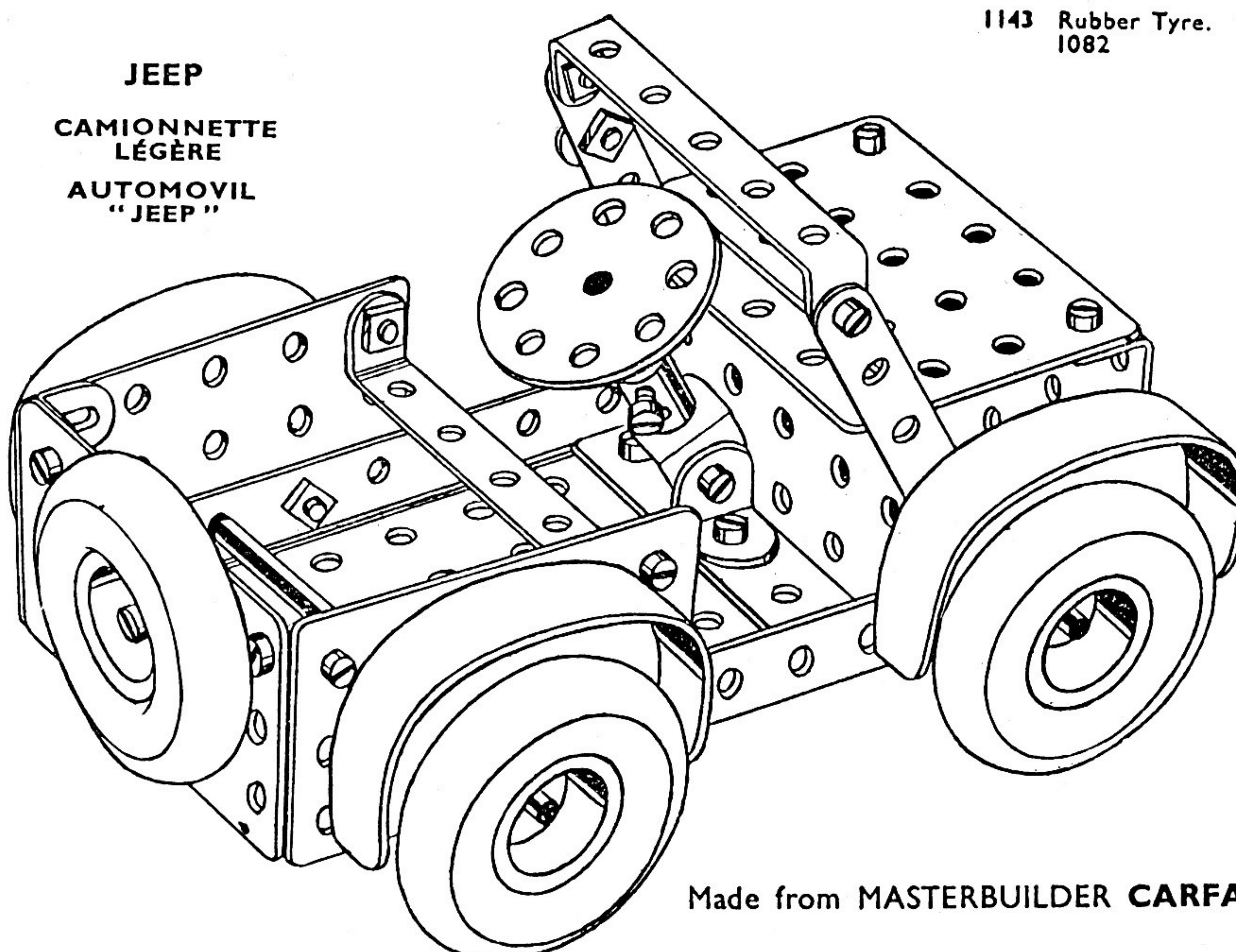


6011 Strip 5 in.
6012 Strip 2 in.

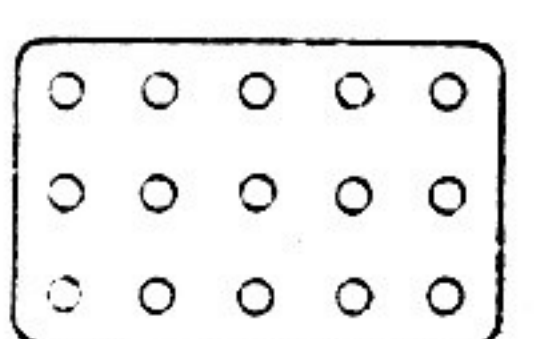
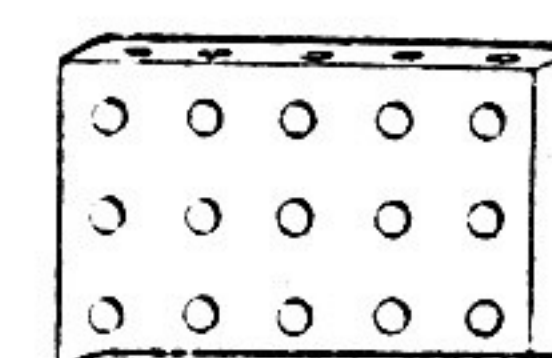



6013 Bent Strip 1 in.

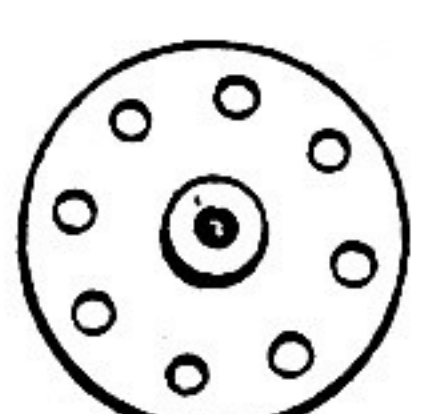
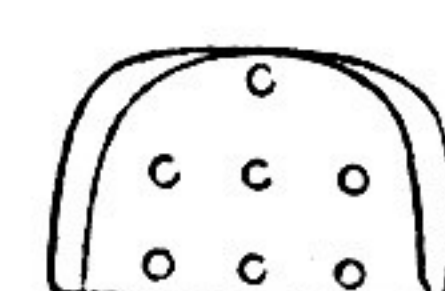
JEEP
CAMIONNETTE
LÉGÈRE
AUTOMOVIL
"JEEP"



Made from MASTERBUILDER CARFAX



6003 Flange Panel 2 in.
6004 Flange Panel 1 in.
6005 Flat Panel 1 in.



6021 Mudguard
6031 Fiat Wheel 1 in.